

# ILU

Designer | VISO Design Studio



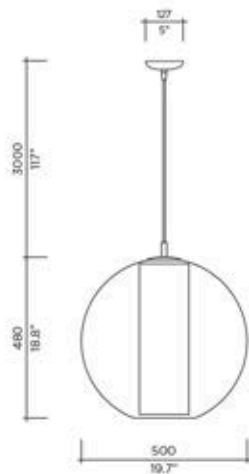
- High-quality clear polycarbonate body
- Hand-painted Murano-style glass
- Chrome metal components
- LED option is available



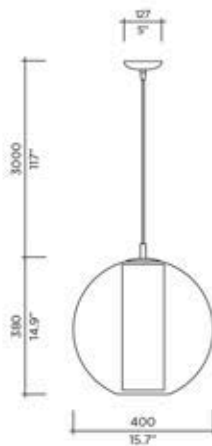
INSERT OPTIONS



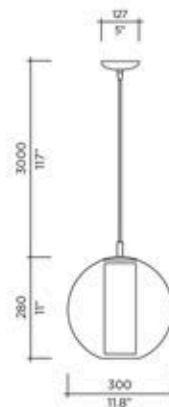
WHITE 10



**Model** ILU Suspension  
**Size** 500  
**Ref. #** GM.07.903\_\_\_\_\_  
**Lamp** E26 / E27 (120V/220V)  
 1 x 60W max  
 (Incandescent)  
 1 x 60W equivalent  

**Model** ILU Suspension  
**Size** 400  
**Ref. #** MM.07.902\_\_\_\_\_  
**Lamp** E26 / E27 (120V/220V)  
 1 x 60W max  
 Incandescent  
 1 x 60W equivalent  

**Model** ILU Suspension  
**Size** 300  
**Ref. #** SM.07.901\_\_\_\_\_  
**Lamp** E26 / E27 (120V/220V)  
 1 x 40W max  
 Incandescent  
 1 x 40W equivalent  


	SM	MM	GM
Lbs	3	4	5
Kg	1.4	1.8	2.3

